

1 Energy Efficiency Options

Trend[®] Thermashield[®] in various glazing styles are available to help reduce energy consumption. Trend[®] Thermashield[®] means greater control, bigger savings and most importantly one less thing to worry about. Energy efficient options are available from Trend[®]. Contact Trend[®] for more information.

2 Acoustic options

SoundMizer[®] acoustic solutions in various STC ratings, are available from Trend[®] for Trend[®] Cedar Bifold door. SoundMizer[®] acoustic solutions can reduce aircraft, highway traffic, railway and other annoying noise problems. For information or technical details contact Trend[®].

3 Locks and Hardware

Centor stainless steel architectural Eclipse e2 Plus hardware is provided as standard. Drop bolts available in satin chrome or gold plated. Entry hardware is at owners option

4 Safety Glazing

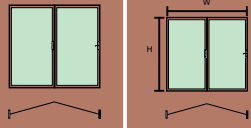
Toughened Safety A Grade Glass with a visual motif at the mid point to provide added safety. Laminated Glass is used in all non standard door sizes. Double Glazing is available for energy efficiency requirements.

5 Frames

The weight of the bifold doors must be considered in the structural beam calculation of the overall structure. The bifold door and frame are not structural elements and the head of the frame should be attached to the structural beam.

Maximum Frame Height is 2400mm
Maximum Door Width is 5842mm
Maximum Door Leaf Size is 870mm
Maximum Weight in one direction is 180kg

NOTE: Available open out only.



Size Range

Frame Height		Frame Width		Door Leaf	Door Codes	Configurations available
2145		1310 1510 1710		620 720 820	CBF2113 CBF2115 CBF2117	2 Left 2 Right
				620 720 820	CBF2119 CBF2122 CBF2125	3 Left 3 Right
2145		1946 2246 2546		620 720 820	CBF2119 CBF2122 CBF2125	2 Left 1 Right 1 Left 2 Right
				620 720 820	CBF2119 CBF2126 CBF2130 CBF2134	4 Left 4 Right
2145		2570 2970 3370		620 720 820	CBF2126 CBF2130 CBF2134	3 Left 1 Right 1 Left 3 Right 2 Left 2 Right
				620 720 820	CBF2126 CBF2130 CBF2134	4 Left 4 Right
2145		3182 3682 4182		620 720 820	CBF2132 CBF2137 CBF2142	5 Left 5 Right
				620 720 820	CBF2132 CBF2137 CBF2142	4 Left 1 Right 1 Left 4 Right 3 Left 2 Right 2 Left 3 Right
2145		3194 3694 4194		620 720 820	CBF2132 CBF2137 CBF2142	4 Left 1 Right 1 Left 4 Right 3 Left 2 Right 2 Left 3 Right
				620 720 820	CBF2132 CBF2137 CBF2142	4 Left 1 Right 1 Left 4 Right 3 Left 2 Right 2 Left 3 Right

product data

section: CBF

issue: MK - 1

revision: 28 nov 2006

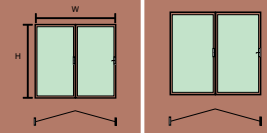
page:

2

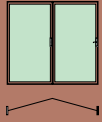
Confidentiality Notice: This document and the information it contains are copyright and confidential to Trend Windows & Doors Pty Limited. Disclosure, use and copying in any form whatsoever, except as authorised by Trend Windows & Doors in writing, are strictly prohibited. Patents and Design Registrations pending.

Please note drawings are not to scale

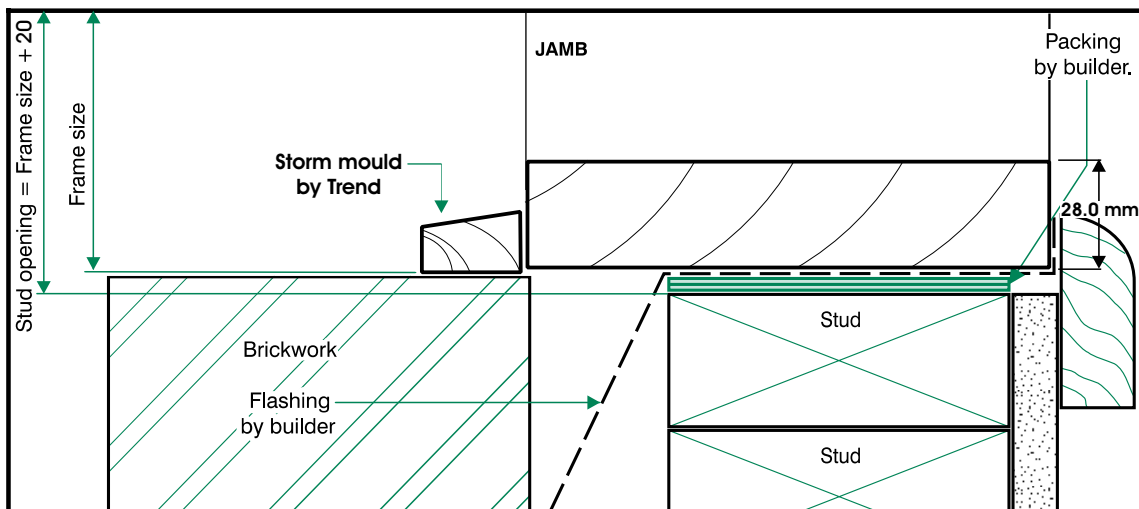
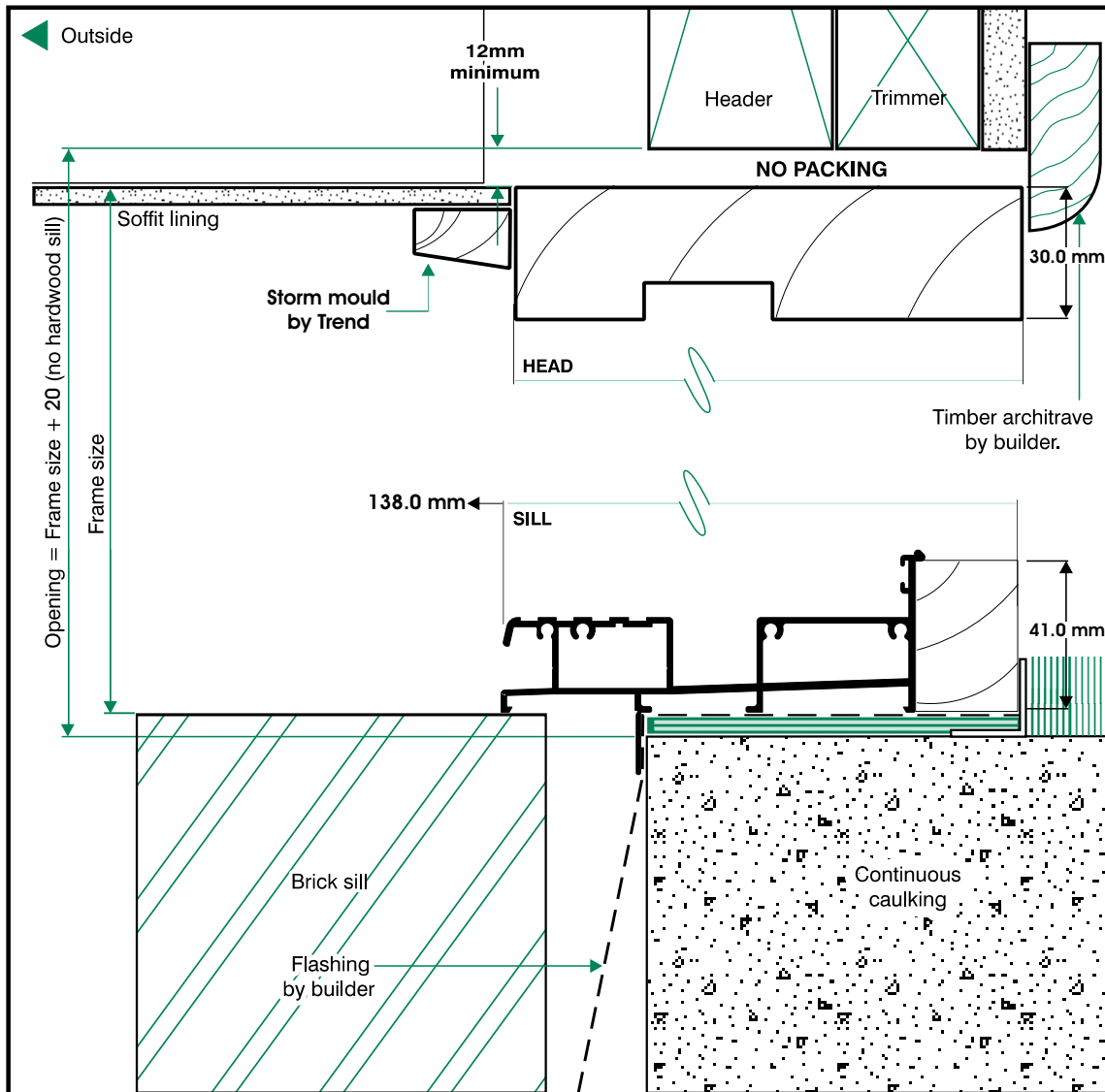
Size Range



Frame Height		Frame Width		Door Leaf	Door Codes	Configurations available
2145		3806 4406 5006		620 720 820	CBF2138 CBF2144 CBF2150	6 Left 6 Right
		3818 4418 5018		620 720 820	CBF2138 CBF2144 CBF2150	4 Left 2 Right 2 Left 4 Right 3 Left 3 Right 5 Left 1 Right 1 Left 5 Right
2145		4430 5130 5830		620 720 820	CBF2145 CBF2151 CBF2158	7 Left 7 Right
		4442 5142 5842		620 720 820	CBF2145 CBF2151 CBF2158	6 Left 1 Right 1 Left 6 Right 5 Left 2 Right 2 Left 5 Right 4 Left 3 Right 3 Left 4 Right



Brick Veneer - 230mm wall



product data

section: CBF

issue: MK - 1

revision: 28 nov 2006

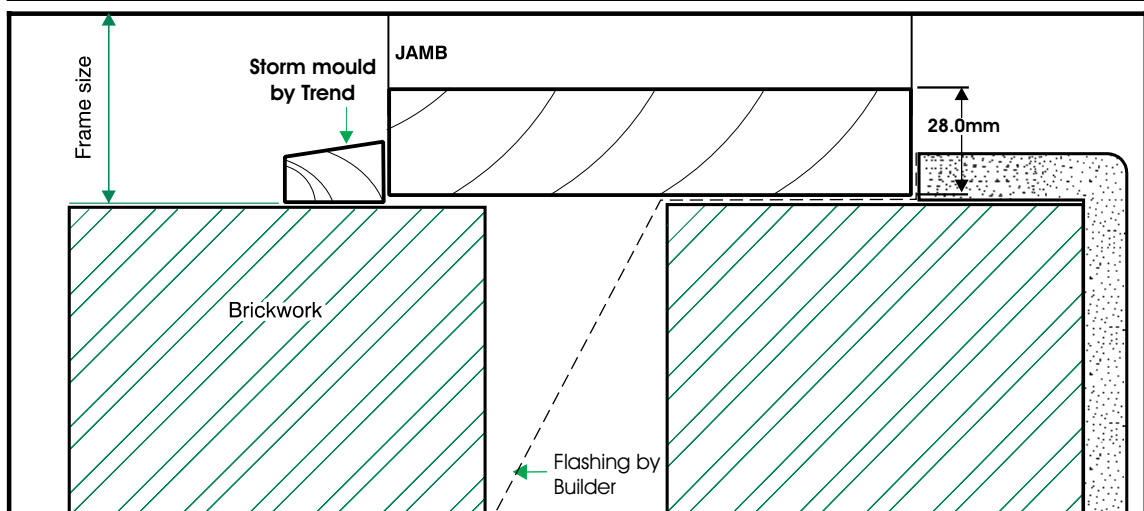
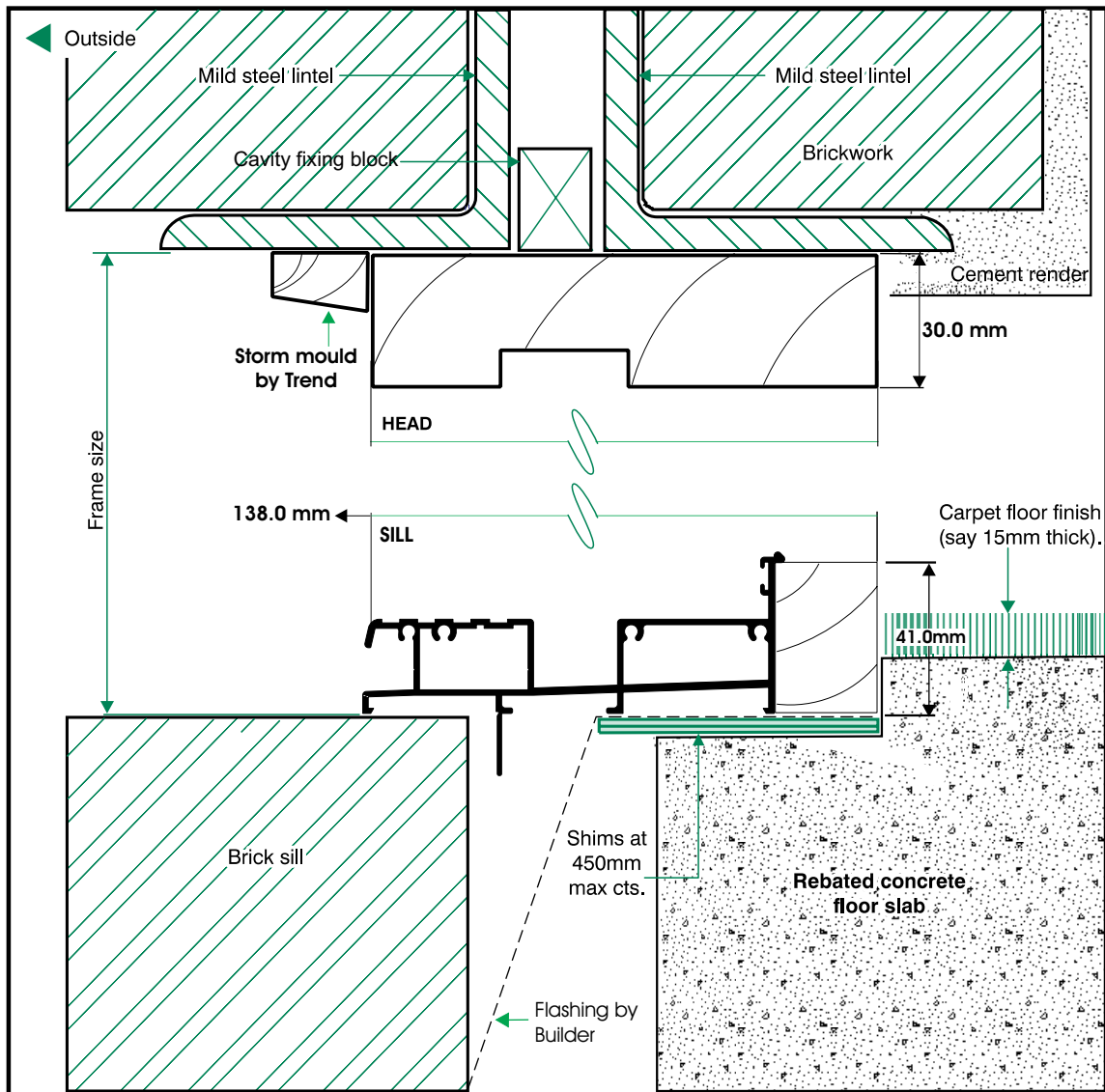
page:

4

Confidentiality Notice: This document and the information it contains are copyright and confidential to Trend Windows & Doors Pty Limited. Disclosure, use and copying in any form whatsoever, except as authorised by Trend Windows & Doors in writing, are strictly prohibited. Patents and Design Registrations pending.

Please note drawings are not to scale

Double Brick - 280mm wall



Confidentiality Notice: This document and the information it contains are copyright and confidential to Trend Windows & Doors Pty Limited. Disclosure, use and copying in any form whatsoever, except as authorised by Trend Windows & Doors in writing, are strictly prohibited. Patents and Design Registrations pending.

product data

section: CBF

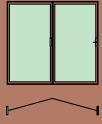
issue: MK - 1

revision: 28 nov 2006

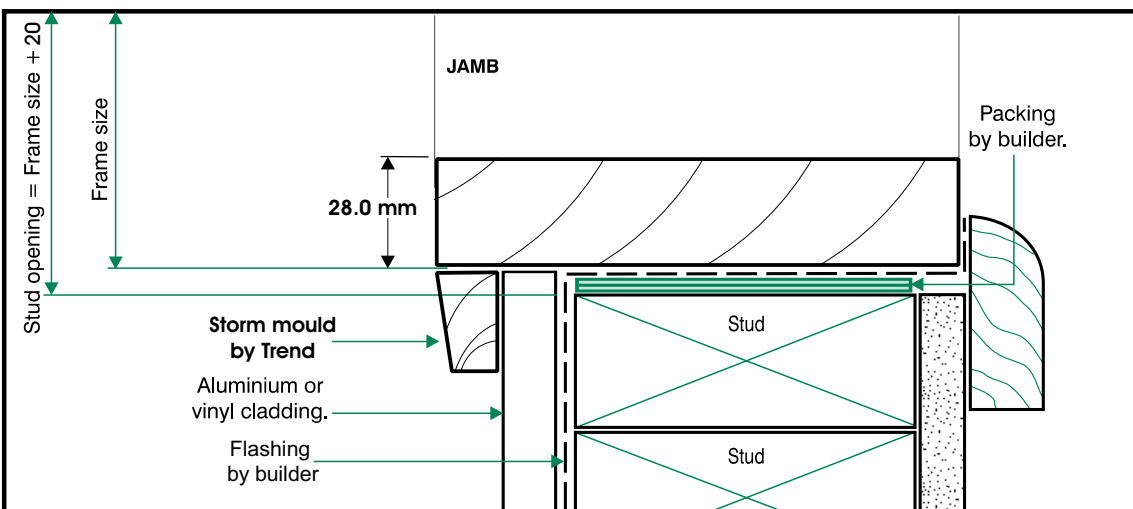
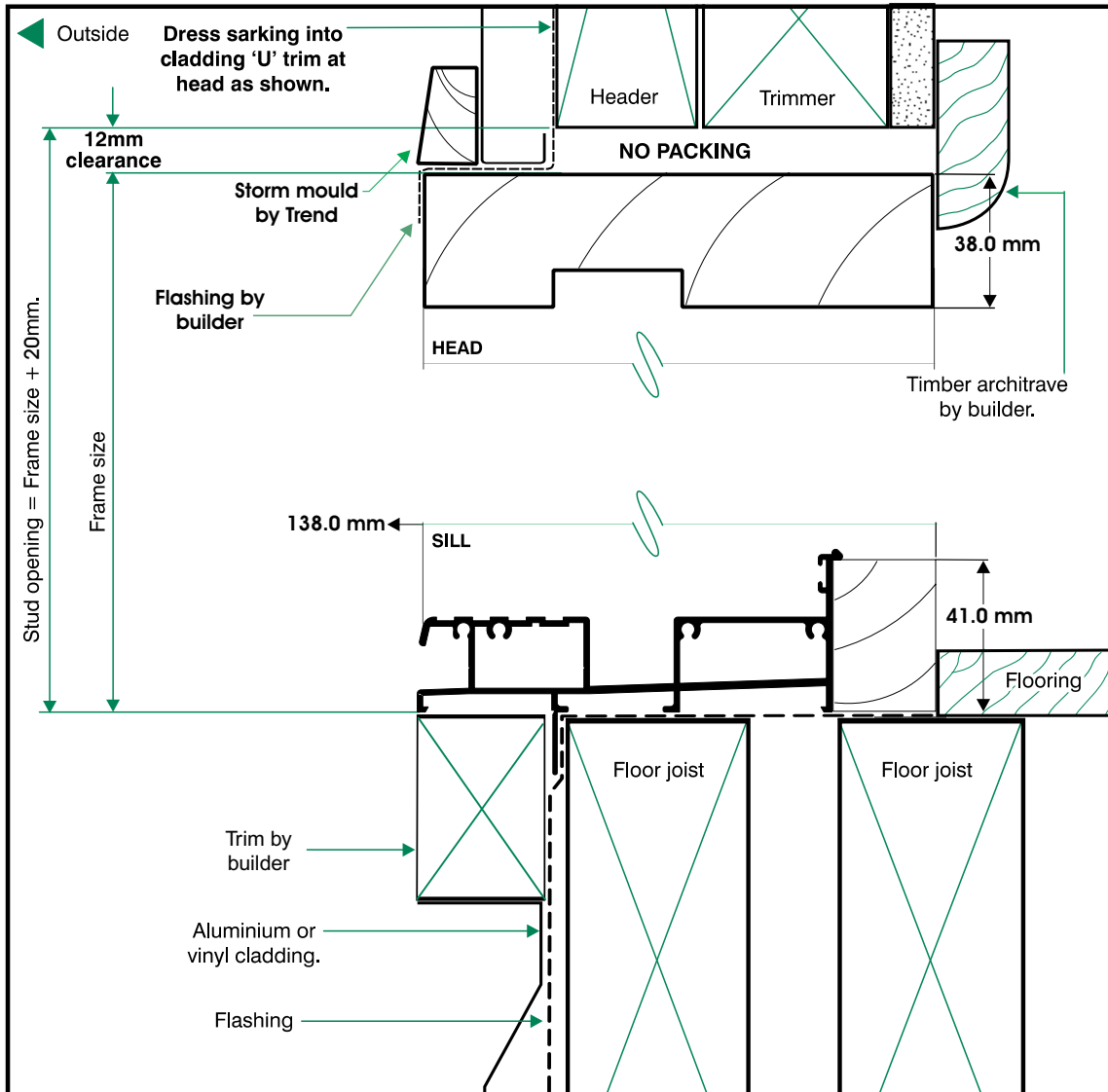
page:

5

Please note drawings are not to scale



Cladding - 90mm wall



product data

section: CBF

issue: MK - 1

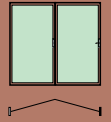
revision: 28 nov 2006

page:

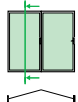
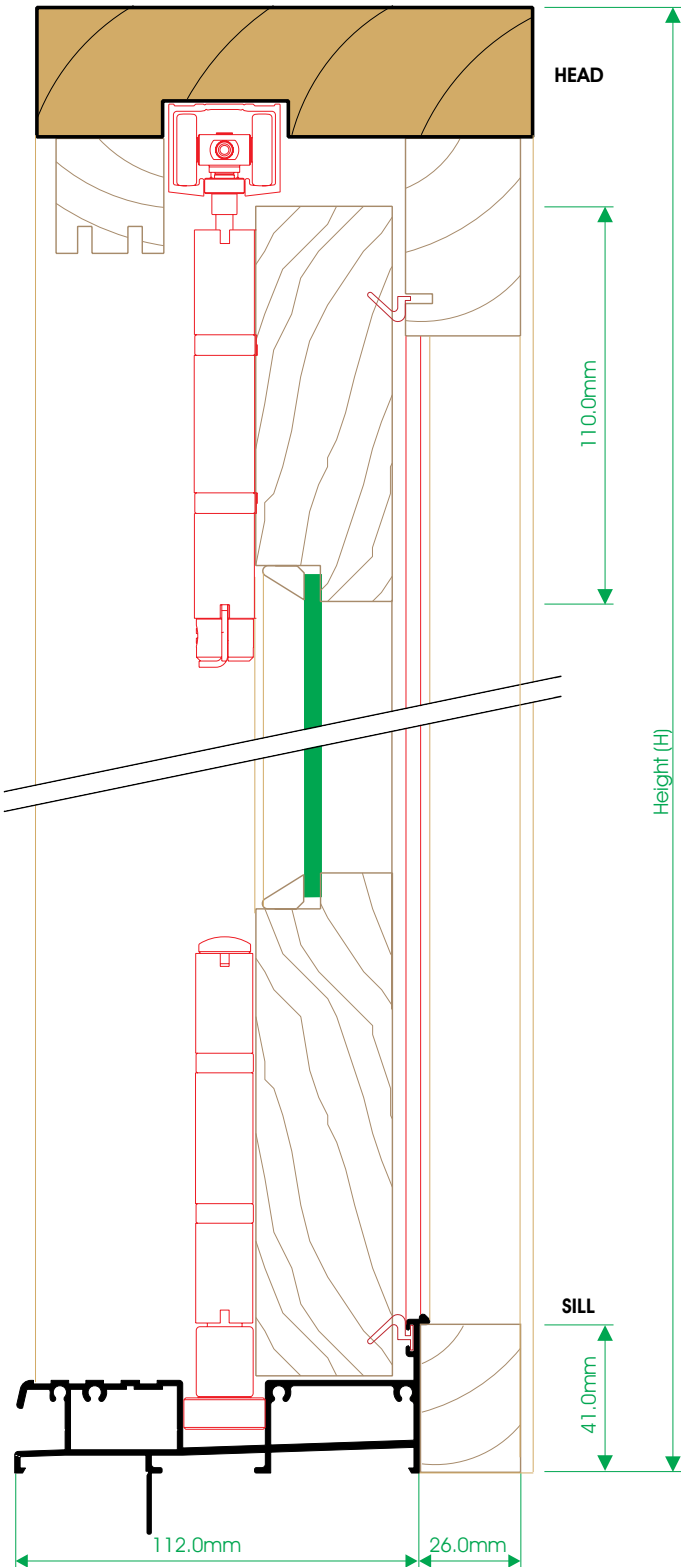
6

Confidentiality Notice: This document and the information it contains are copyright and confidential to Trend Windows & Doors Pty Limited. Disclosure, use and copying in any form whatsoever, except as authorised by Trend Windows & Doors in writing, are strictly prohibited. Patents and Design Registrations pending.

Please note drawings are not to scale

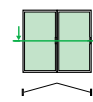
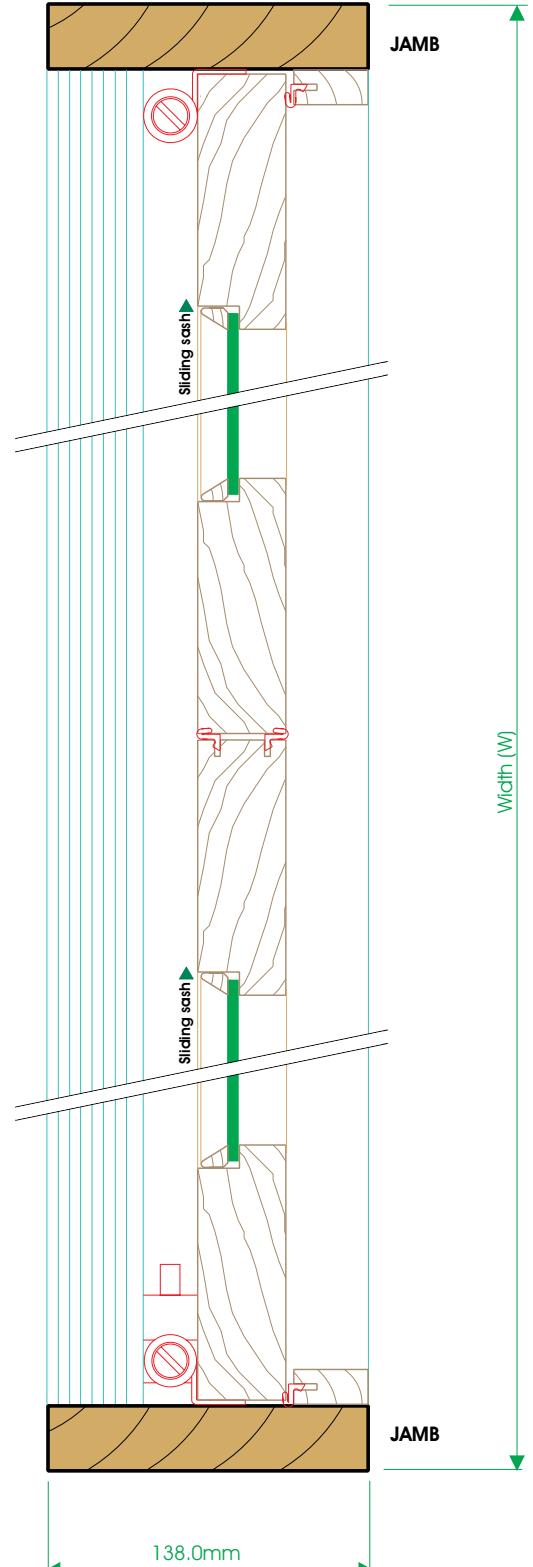


← Outside



Scale: Not to Scale
Type: 2 Panel

← Outside



Type: 2 Panel

Confidentiality Notice: This document and the information it contains are copyright and confidential to Trend Windows & Doors Pty Limited. Disclosure, use and copying in any form whatsoever, except as authorised by Trend Windows & Doors in writing, are strictly prohibited. Patents and Design Registrations pending.

Please note drawings are not to scale

product data

section: CBF

issue: MK - 1

revision: 28 nov 2006

page:

7